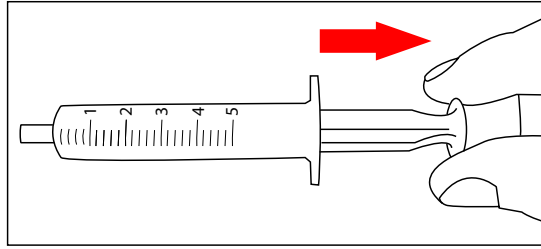


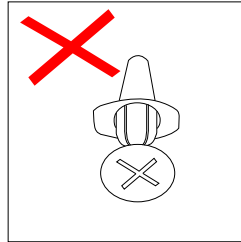
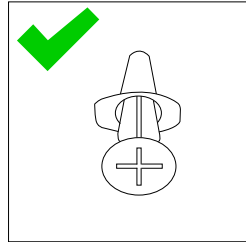


1



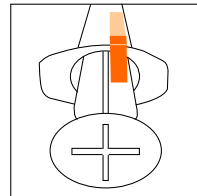
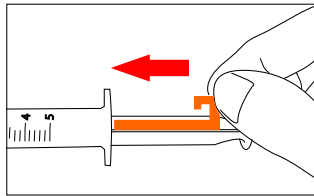
1. Pull back the syringe plunger.

2



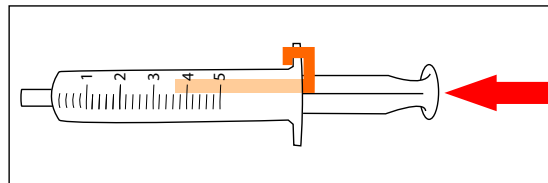
2. With the syringe in the orientation shown, make a plus sign with the plunger within the finger grip flange.

3



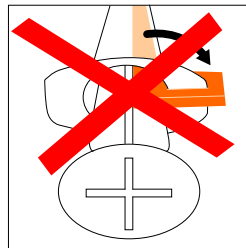
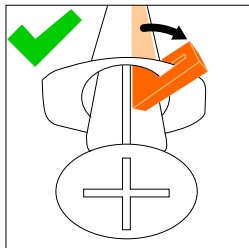
3. Insert Syringe Clip into one of the 4 plunger quadrants.

4



4. Push the syringe plunger and clip into the syringe barrel.

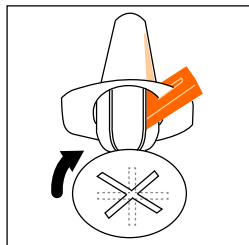
5



5. Twist clip into place until resistance is met at the finger grip flange.

Note: The clip should not twist to the outer edge of the finger grip flange.

6



6. Twist syringe plunger towards the Clip to fully lock into place.

